




AFCO
Millwork Products

A DIVISION OF AFCO INDUSTRIES, INC.

DOOR COMPONENTS AND WEATHERSTRIP



PROUDLY
AMERICAN
★MADE★

AFCO Millwork Products is a vertically integrated manufacturer of components for the door hanging industry for over 80 years. As a division of AFCO Industries, AFCO Millwork Products brings together its Vinyl, Composite and Aluminum extruding capabilities to produce a full line of door sills, sweeps, astragals and other components to support the needs of the preeminent door hangers in North America.

To learn even more about AFCO Millwork Products, as well as the greater AFCO Industries, please visit our website: www.afco-ind.com/millwork



CUSTOMER SERVICE / MANUFACTURING

AFCO MILLWORK PRODUCTS 11000 Green Valley Drive Olive Branch, MS 38654

PHONE (800) 238.0183 • **FAX** (888) 246.0363

WWW.AFCO-IND.COM


**ADJUSTABLE
INSWING**

5



**ADJUSTABLE
INSWING PATIO**

8



**CONTINUOUS
SIDELITE**

10



**PATIO DOOR
COMPONENTS**

11




**FIXED CAP
INSWING**

12



EXTENDERS

13




**OUTSWING
SILLS**

14



**ALUMINUM ADA
SILLS**

18



**ALUMINUM
ASTRAGALS**

20



**WOOD
ASTRAGALS**

22



WEATHERSTRIP

23



**DOOR
SWEEPS**

24



ACCESSORIES

26



**NOTCHING
OPTIONS**

27



ORDERING

To help serve your needs or answer any questions you may have, AFCO Millwork Products Customer Service is available from **8:00am to 5:00pm weekdays at (800) 238-0183.**

Orders can be placed **via e-mail to millworkproducts.orders@afco-ind.com or faxed to (888) 246-0363.**

Product sizing dimensions noted as **nominal** require your **exact cut length**, along with your other **preferred product options**, to accurately process your order.

Order Confirmations are sent out for your review and verification of the **accuracy of the order.** AFCO requests your comments concerning any issues with your Order Confirmation within 24 hours to ensure prompt and accurate delivery of your order.

PRICING

For pricing information on any of the AFCO Millwork Products goods presented here, or for any custom door component needs you might have, please reference AFCO Millwork Products separate pricing guides or contact AFCO Millwork Products Customer Service or your area Sales Representative.

FREIGHT & PACKAGING

AFCO Millwork Products are generally **sold in standardized pallet and/or box quantities.** Special packaging requests can be accommodated, with potentially additional packaging fees depending on the request.


Based on destination point, **AFCO offers prepaid freight on orders meeting required minimums.** Additionally, AFCO can accommodate special freight requests, such as jobsite/residential delivery or delivery appointment requests.

FEATURES

- **5-Degree Slope**
- Available in **2/8, 3/0, 6/0** and **12/0** Nominal Lengths. Can be Custom Cut to Exact Lengths Provided.
- Choice of **Bronze or Mill Finish** Riser Fasteners.
- Available with **Composite or Pine** Substrate Material.
- **Notching Options** Available. See **Page 27** for Details.
- **Optional Sill Cover** Can Provide Protection During Project Construction.
- Width Can Be Modified with **Optional Sill Extenders.**



A-125



P-2000

Choice of Synthetic Riser Types:

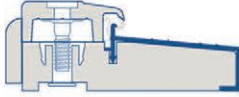





CHOCOLATE

MAHOGANY




WOODGRAIN



ADJUSTABLE INSWING SILLS

STYLE	PROFILE	WIDTH	HEIGHT	RISER TYPE	RISER FINISH					SILL FINISH				
					Chocolate	SYNTHETIC Mahogany	Woodgrain	OAK	MILL FINISH	DARK BRONZE	MILL FINISH			
A-185		3-5/8"	1-1/8"	1 PIECE					•	•				
			1-1/4"	2 PIECE	•	•	•	•	•	•		•		
			1-3/8"	1 PIECE							•			
			1-3/8"	2 PIECE							•			
			1-1/8"	1 PIECE							•	•		
			1-1/8"	2 PIECE	•	•	•	•	•	•				
A-276		4-9/16"	1-1/4"	1 PIECE					•	•				
			1-1/4"	2 PIECE	•	•	•	•	•	•	•	•		
			1-3/8"	1 PIECE							•			
			1-3/8"	2 PIECE							•			
			1-1/8"	1 PIECE							•	•		
			1-1/8"	2 PIECE	•	•	•	•	•	•				
A-125		4-9/16"	1-1/4"	1 PIECE					•	•				
			1-1/4"	2 PIECE	•	•	•	•	•	•		•		
			1-3/8"	1 PIECE							•			
			1-3/8"	2 PIECE							•			
			1-1/8"	1 PIECE							•	•		
			1-1/8"	2 PIECE	•	•	•	•	•	•				
A-280		5-5/8"	1-1/4"	1 PIECE					•	•				
			1-1/4"	2 PIECE	•	•	•	•	•	•	•	•		
			1-3/8"	1 PIECE							•			
			1-3/8"	2 PIECE							•			
			1-1/8"	1 PIECE							•	•		
			1-1/8"	2 PIECE	•	•	•	•	•	•				
P-2000		5-5/8"	1-1/4"	1 PIECE					•	•				
			1-1/4"	2 PIECE	•	•	•	•	•	•	•	•		
			1-3/8"	1 PIECE							•			
			1-3/8"	2 PIECE							•			
			1-1/8"	1 PIECE							•	•		
			1-1/8"	2 PIECE	•	•	•	•	•	•				
P-6916		7-5/8"	1-1/4"	1 PIECE					•	•				
			1-1/4"	2 PIECE	•	•	•	•	•	•	•	•		
			1-3/8"	1 PIECE							•			
			1-3/8"	2 PIECE							•			
			1-1/8"	1 PIECE							•	•		
			1-1/8"	2 PIECE	•	•	•	•	•	•				

ADJUSTABLE INSWING PATIO SILLS

STYLE	PROFILE	WIDTH	HEIGHT	RISER TYPE	RISER FINISH					SILL FINISH	
					Chocolate	SYNTHETIC Mahogany	Woodgrain	OAK	MILL FINISH	DARK BRONZE	MILL FINISH
P-2184		5-5/8"	1-1/4"	1 PIECE	•						
			1-3/8"	2 PIECE	•	•	•	•	•		
				1 PIECE	•						•
			2 PIECE	•	•	•	•	•			
P-2284		5-5/8"	1-1/4"	1 PIECE	•						
			1-3/8"	2 PIECE	•	•	•	•	•		
				1 PIECE	•						•
			2 PIECE	•	•	•	•	•			
J-3284		5-5/8"	1-1/4"	1 PIECE	•						
			1-3/8"	2 PIECE	•	•	•	•	•		
				1 PIECE	•						•
			2 PIECE	•	•	•	•	•		•	•

FEATURES



J-3284

- **5-Degree** Slope
- Integrated Screen Rail
- Available in **6/0** and **12/0** Nominal Lengths. **Can be Custom Cut** to Exact Lengths Provided.
- Choice of **Bronze or Mill Finish** Riser Fasteners
- Composite Substrate Material
- Notching Options Available. See **Page 27** for Details.
- Width Can Be Modified with **Optional Sill Extenders**


FEATURES

- **Single or Double** Sidelite Configurations
- Used in Conjunction with the **P-2000, A-280, P-6916** and **A-276 Sill**
- Available in **1-1/8", 1-1/4" or 1-3/8"** Heights
- Choice of **Bronze** or **Mill Finish** Riser Fasteners
- Composite or Pine Substrate Material
- Width Can Be Modified with **Optional Sill Extenders**



STYLE	PROFILE	DETAILS
-------	---------	---------

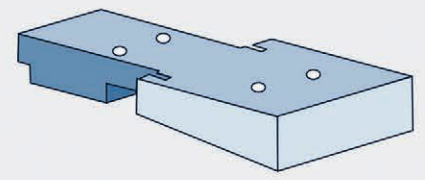
DD230-N BASE		Patio Door / Sidelite Sash Adaptor For Use with Sweep No Weather Strip in Jamb
-------------------------	-------------------------------------------------------------------------------------	--------------------------------------------------------------------------------------

DD231-N INSERT		7/16" Adaptor Insert For use in conjunction with DD230-N Eliminates need for Sweep
---------------------------	-------------------------------------------------------------------------------------	------------------------------------------------------------------------------------------

SDS - 12		Sidelite Stop 1/2" X 3/8" X 98"
-----------------	--	------------------------------------


STYLE	PROFILE	DETAILS
-------	---------	---------


1M45 15M45		One-Piece Mullion 1" (1M45) 1-1/2" (15M45) Primed Strike and Hinge Prep Available
-----------------------	-------------------------------------------------------------------------------------	-----------------------------------------------------------------------------------------------



DJA49		4-9/16" Double Jamb Adaptor Composite Material Eliminates Dado in Sill Converts Double Jamb to Sill Profile
--------------	-------------------------------------------------------------------------------------	----------------------------------------------------------------------------------------------------------------------

PD-12		Aluminum Top "U" Channel 13/16" X 7/8" X 75"
--------------	--------------------------------------------------------------------------------------	-------------------------------------------------

SS-6/8		Plastic U channel Return 77-5/16"
---------------	---------------------------------------------------------------------------------------	--------------------------------------


PD-10		Upper Screen Rail for Single Screen Drilled with Fasteners
--------------	---------------------------------------------------------------------------------------	---------------------------------------------------------------

PD-210		Upper Screen Rail for Double Screen Drilled with Fasteners
---------------	---------------------------------------------------------------------------------------	---------------------------------------------------------------

STYLE	PROFILE	WIDTH	HEIGHT	CAP FINISH		SILL FINISH	
				CHOCOLATE	DARK BRONZE	MILL FINISH	MILL FINISH
A-276		4-9/16"	1-1/8"	•	•	•	
			1-1/4"	•	•	•	
			1-3/8"	•	•	•	
A-280		5-5/8"	1-1/8"	•	•	•	
			1-1/4"	•	•	•	
			1-3/8"	•	•	•	

FEATURES



- **5 Degree** Slope • Available in **2/8, 3/0, 6/0** and **12/0** Nominal Lengths.
- **Can be Custom Cut** to Exact Lengths Provided.
- Pine Substrate Material
- Notching Options Available. **See Page 27** for Details.
- **Optional Sill Cover** Can Provide Protection During Project Construction
- Width Can Be Modified with **Optional Sill Extenders**



A-280




5 DEGREE SILL EXTENDERS

- Fits **5-Degree** Inswing and Outswing Sills
- Available in **3/0, 6/0** and **12/0** Nominal Lengths. Unfinished Lengths of **37", 75"** and **150"**.



STYLE	PROFILE	WIDTH	SILL FINISH	
			DARK BRONZE	MILL FINISH
A-112B		3/4"	•	•
A-140B		1-1/4"	•	•
A-112C		2"	•	•
A-112E		3"	•	•
A-112F		4-3/8"	•	•

7 DEGREE SILL EXTENDERS

- Fits **7-Degree** Inswing Sill **P-6916**
- Available in **3/0, 6/0** and **12/0** Nominal Lengths. Unfinished Lengths of **37", 75"** and **150"**.

STYLE	PROFILE	WIDTH	SILL FINISH	
			DARK BRONZE	MILL FINISH
A-127B		3/4"	•	•
A-127C		2"	•	•
A-127E		3"	•	•

OUTSWING SILLS

STYLE	PROFILE	WIDTH	HEIGHT	CAP FINISH			SILL FINISH		SUBSTRATE		
				Chocolate	Mahogany	Woodgrain	OAK	MILL FINISH	DARK BRONZE	MILL FINISH	COMPOSITE
A-295		4-1/2"	1"	•	•	•		•	•		
A-297		5-1/2"	1"	•	•	•		•	•		
J-2297		5-5/8"	1-3/4"	•	•	•		•	•	•	•
J-2276		4-9/16"	1-3/4"	•	•	•		•	•	•	•

FEATURES

- Available in **2/8, 3/0, 6/0** and **12/0** Nominal Lengths. Can be Custom Cut to Exact Lengths Provided.
- Choice of **Bronze** or **Mill Finish** Riser Fasteners in **A-119**
- **Notching Options** Available. See **Page 27** for Details.
- Width Can Be Modified with Optional **Sill Extenders**

Choice of Synthetic **Bumper types:**
 CHOCOLATE MAHOGANY WOODGRAIN








A-297

J-2297

A-117








OUTSWING SILLS

STYLE	PROFILE	WIDTH	HEIGHT	CAP FINISH			SILL FINISH		SUBSTRATE		
				SYNTHETIC Chocolate Mahogany Woodgrain	OAK	MILL FINISH	DARK BRONZE	MILL FINISH	COMPOSITE	PINE	
A-117		4-1/2"	1"					•	•	•	•
A-299		5-1/2"	1"						•	•	•
A-496		4-9/16"	1-3/8"							•	•
H-497		4-9/16"	1-5/8"					•	•	•	•
A-111		5-7/8"	1-1/4"							•	•
A-119		5-5/8"	1-1/4"	•	•	•	•	•			
			1-3/8"	•	•	•	•	•	•	•	•

ALUMINUM ADA SILLS



STYLE	PROFILE	WIDTH
A-209		4"
A-204		5"
D-5916		5-9/16"
A-202		6"
A-207		7"
A-208		8"
A-210		10"
A-558TB		5-5/8"
A-758TB		7-5/8"

- Available in **3/0**, **6/0** and **12/0** Nominal Lengths.
- **1/2"** Height
- Mill Finish Sill. **Dark Bronze Available** as Special Order.

STYLE	PROFILE	WIDTH
A-245NB		4-5/8"
A-205T		5"
D-528		5-9/32"
A-207T		7"
A-204BS		5"
A-204T		5"
A-255BS		5"
A-207BS		7"

- **Notching Options** Available. See **Page 27** for Details.
- **Drilled** and **Countersunk** Installation **Fastener Holes** Optionally Available
- Optional Mounting Brackets, **Either Factory Applied or Loose**, are **Available for all ADA Sill Designs except A-210**
- **Thermally-Broken** Design in **A-558TB** and **A-758TB** Sills.

A-205T



A-204

FEATURES

FEATURES



T-200

- **Inswing** and **Outswing** Applicable
- Available in **6/8 and 8/0 Nominal Lengths**.
Can be Custom Cut to Exact Lengths Provided.
- **4-Way Strike**
- Strike and Deadbolt Plate Finish Options: **Dark Bronze, Brass or Chrome**
- Foam Weatherstrip Options: **White, Beige or Chocolate Color**
- **0.650, 0.730 or .825 Reach**
- Black Pile Weatherstripping
- Optional **Corner Wedge**

STYLE	FINISH			HARDWARE COLOR		THERMALLY BROKEN	NON-THERMALLY BROKEN
	WHITE	PAINTABLE STAINABLE	VENEER	WHITE	BLACK		
T-200	•			•		•	•
T-200PS		•			•	•	
T-200VW			•		•	•	
T-200FL	•	•	•	•	•	•	•
SC-200	•						

FEATURES

TESTING INFORMATION

T-200 / T-200PS / T-200VW are DP35 Rated Aluminum Astragals

T-200FL is a DP50 Rated Aluminum Astragal
 Florida Building Code Listing #13727-2
 Texas Department of Insurance Listing #DR657
 NAMI Registered

VENEER FINISHES FOR T-200VW

- Textured vinyl film laminate has better weatherability than wood.



Oak Grain



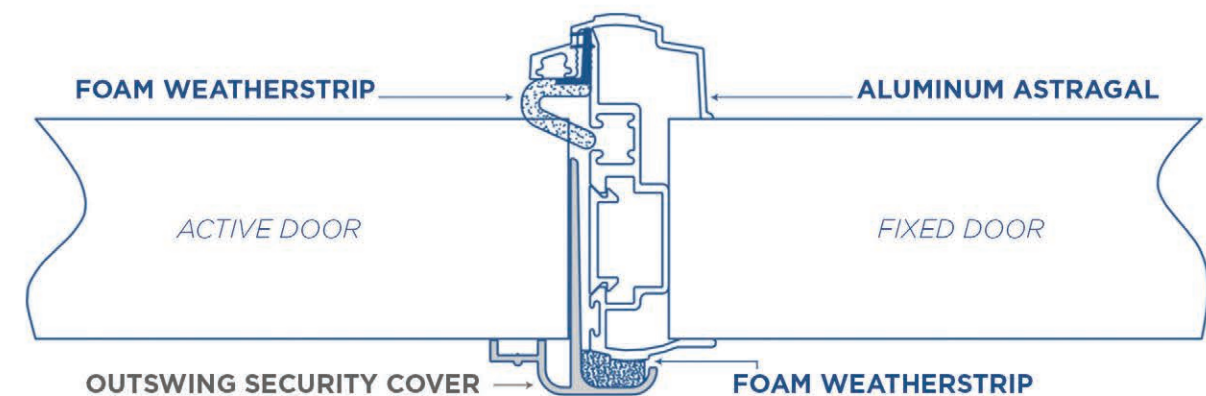
Maple
Cherry
Alder

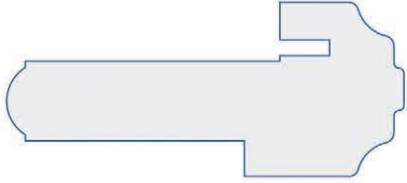
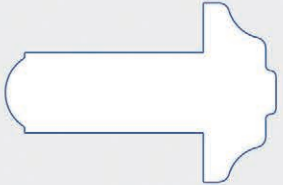






Mahogany

SC-200 OUTSWING ASTRAGAL SECURITY COVER

- White only Up to 97"
- For 1-3/4" Door
- Cover is punched for lock and dead bolt
- Drilled for mounting screws
- Weatherstripped
- Screws Included
- Non-Handed, Right or Left Hand



STYLE	PROFILE	DOOR DEPTH	DETAILS
T-100		1-3/4"	Exterior Pine with Optional Weatherstrip
T-250		1-3/8"	Interior Pine
T-251		1-3/4"	Interior/Exterior Pine Non-Kerfed

STYLE	PROFILE	REACH	LENGTH			
			37"	81"	97"	500' Roll
FW-600		0.650	•	•	•	•
FW-730		0.730		•	•	
FW-825		0.825		•	•	

CP-23	2" Foam Pad - 2,000 Per Box
-------	-----------------------------

FEATURES

- Available in **6/8 and 8/0 Nominal Lengths.**
Can be Custom Cut to Exact Lengths Provided.
- **Pine Options**
Clear, Finger-Joined or Primed Finger-Joined
- **Flush Bolt Options**
Routs: 7" Standard or 18" Extension
Flush Bolt Size/Style: 7" Flip, 7" Slide or 18" Flip
Flush Bolt Finish: Bright Brass, Brushed Chrome, Satin Nickel or Dark Bronze



T-251

T-100

FEATURES

- Available in Chocolate, Beige or White.



CP-23





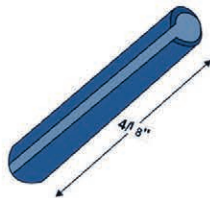

FW-600

DOOR SWEEPS

STYLE	PROFILE	WIDTH	HEIGHT	ATTACHMENT	STANDARD COLORS		
					WHITE	BEIGE	CHOCOLATE
DD-354		1-3/4"	9/16"	7/8" Kerf		•	•
DD-358		1-3/4"	9/16"	7/8" Kerf		•	•
DD-601		1-3/4"	7/16"	7/8" Kerf	•	•	•
DD-226		1-3/4"	9/16"	Staple On			•
DD-225		1-3/4"	1/2"	Staple On	•	•	•
DD-214		2-1/4"	1/2"	Staple On			•
DD-PUC		1-3/4"	1/2"	Optional adjustable screw slot	•		•




- Available in **2/8, 3/0** and **4/0** Nominal Lengths.
- Contact Customer Service for **Standard Exact Lengths Available. Custom Cut Lengths Available** by Special Order
- **Non-Standard Colors Available** by Special Order.

STYLE	PROFILE	DETAILS
SB-700		Plastic Shipping Brackets Includes 4 EA - #6 X 3/4" Screws 250 per Box
ES-65		End Seals 2000 Pair per Box
HP-412		Plastic Exterior Hinge Protector 1500 Pieces per Box
SG496		4-9/16" Sill Cover 45 Pieces per Box
SG558		5-5/8" Sill Cover 45 Pieces per Box
SG758		7-5/8" Sill Cover 20 Pieces per Box

PROTECTIVE TAPE

2/8, 3/0 and 6/0
Applied to Riser Only or Full Sill
2" X 60 Yard, 5" X 60 Yard
or 6" X 60 Yard Rolls

SERIES	STYLE	NOTCHING OPTIONS		
		"L"	"C"	TRIPLE
Adjustable Inswing	A-185			
Adjustable Inswing	A-276	•	•	
Adjustable Inswing	A-125	•	•	
Adjustable Inswing	A-280	•	•	
Adjustable Inswing	P-2000	•	•	
Adjustable Inswing	P-6916	•	•	
Adjustable Inswing Patio	P-2184	•	•	
Adjustable Inswing Patio	P-2284	•	•	
Adjustable Inswing Patio	J-3284	•	•	
Fixed Cap Inswing	A-276	•	•	
Fixed Cap Inswing	A-280	•	•	
Outswing	A-117	•	•	
Outswing	A-295	•	•	
Outswing	A-496	•	•	
Outswing	J-2276	•	•	
Outswing	H-497	•	•	
Outswing	A-299	•	•	•
Outswing	A-297	•	•	•
Outswing	J-2297	•	•	•
Outswing	A-111	•	•	
Outswing	A-119	•	•	
Aluminum ADA	A-209	•	•	
Aluminum ADA	A-204	•	•	
Aluminum ADA	D-5916	•	•	
Aluminum ADA	A-202	•	•	
Aluminum ADA	A-207	•	•	
Aluminum ADA	A-208	•	•	
Aluminum ADA	A-210	•	•	
Aluminum ADA	A-558TB	•	•	
Aluminum ADA	A-758TB	•	•	
Aluminum ADA	A-245NB	•	•	
Aluminum ADA	A-205T	•	•	
Aluminum ADA	D-528	•	•	
Aluminum ADA	A-207T	•	•	
Aluminum ADA	A-204BS	•	•	
Aluminum ADA	A-204T	•	•	
Aluminum ADA	A-255BS	•	•	
Aluminum ADA	A-207BS	•	•	





AN EMPLOYEE



OWNED COMPANY

One of the most respected names in the building materials industry since 1946, AFCO Industries operates four US manufacturing facilities specializing in Aluminum, Fiberglass, Vinyl and Composite production. AFCO, a 100% Employee-Owned ESOP corporation, is the only vertically integrated manufacturer of Door Components and Column and Railing systems in the country, as well as being a top tier OEM producer. Trust AFCO's 70 years of American manufacturing experience for your project's needs.

 facebook.com/AFCO-Industries-Inc

 linkedin.com/company/AFCO-Industries-Inc

CUSTOMER SERVICE / MANUFACTURING
AFCO MILLWORK PRODUCTS 11000 GREEN VALLEY DRIVE OLIVE BRANCH, MS. 38654
PHONE (800) 238.0183 • FAX (888) 246.0363 WWW.AFCO-IND.COM