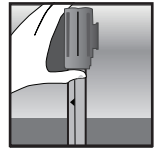


CELLULAR PVC BUNGALOW COLUMN WRAPS W/TRIM INSTALLATION INSTRUCTIONS (NON-LOAD BEARING)

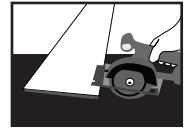


- Wraps are designed to be used only to cover an existing structural support.
- AFCO offers products for structural support. Please contact AFCO Customer Service for more information.
- Column Wrap Kit contains four (4) column panels and four (4) tapered base trim pieces.

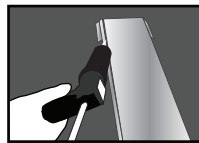
1. Measure the overall opening where the column wrap is to be used. _____



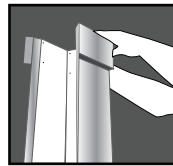
2. Trim the bottom of the column wrap panels to the required length. _____



3. (a) Apply a thin bead of FRP adhesive to the female side of the miter lock joint. _____




(b) Join 3 of the column wrap panels at 90° angles along the miter lock edges. _____




(c) Nail with 2" finishing nails along column wrap panel edge from top to bottom.


4. Place 3 sided wrap around structural support. _____



5. Attach a pressure treated 2 x 4 at the space between the inside of the wrap and the structural support. _____



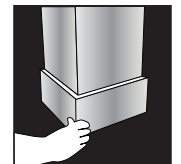

6. (a) Apply adhesive to remaining column panel and carefully fit panel to join the first 3 panels.
(b) Nail with 2" finishing nails along column wrap panel from top to bottom. _____



7. - Anchor the bottom of the column wrap to the previously installed 2 x 4's with 2" finishing nails.
- Anchor a minimum of 2 opposing panels.

8. To anchor top of column, toenail 3" finishing nails through top trim and column into header.

9. Install tapered base trim with smaller side up. Apply FRP adhesive and nail with 2" finishing nails to column wrap. _____



10. Caulk mitered edges, nail holes, cap/base and gaps with white caulk.

11. Sand lightly before painting; use 100% acrylic exterior latex paint that has a LRV of 55% or higher.

• *Note: If attaching Redi-Rail system to column wrap, attach blocks to the structural support prior to step 4 where the rail will be attached at the top & bottom. Column wrap is not designed to support rail alone. Rail must attach to structural support.*

• *For additional information contact Customer Service at 1-800-599-9912 or visit our website at www.afco-ind.com*