




AFCO

Millwork Products

MILLWORK / ENGINEERED



THE
iXO SILL

VARIABLE-SWING
CONFIGURATION ADAPTABLE

PROUDLY
AMERICAN
★ MADE ★

THE iXo SILL FEATURES

FLUSH MOUNT RISER ADJUSTMENT SCREWS

Completely eliminates the issues with lost or damaged screw caps.

HIGH DAM SILL PLATE

Features a Dual-Durometer Riser Cap for optimum shielding against air and water infiltration.

SILL FINISH IN DARK BRONZE, SATIN COPPER OR MILL


For all configurations, as well as Sill Covers, Sill Tape, End Seals and Notching options.

SURESEAL GASKET

An optional barrier of protection that seals the bottom of the sill from water or air penetration.


FULL COMPOSITE SUBSTRATE

Featuring the co-extruded, fully integrated one piece nosing.



EMBOSSED SYNTHETIC RISER AND NOSING

Available in Chocolate, Woodgrain or Mahogany for all configurations.




ALUMINUM RISER CHANNEL

Provides superior Astragal bolt connection in high wind environments.



VARIABLE-SWING CONFIGURATION ADAPTABLE



XO558
*Chocolate Riser and
Dark Bronze Sill*


The iXo Sill features an easily interchangeable riser that allows for quick conversion between inswing and outswing configurations, a simple solution for reversing patio or sidelite sill handling and an easy fix for damaged riser replacement in the field.



IX558
*Chocolate Riser and
Dark Bronze Sill*

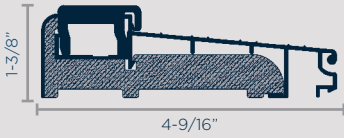
PROUDLY AMERICAN MADE

THE iXo SILL PROFILES

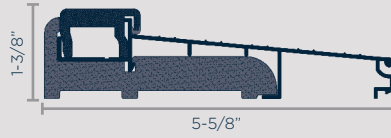


IX558
Mahogany Riser and
Satin Copper Sill

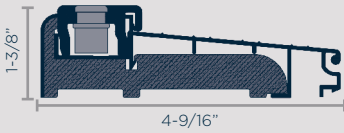
IXF4916



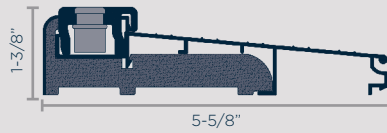
IXF558



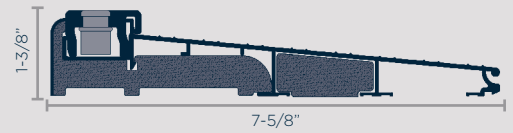
IX4916



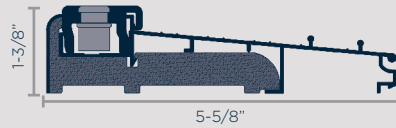
IX558



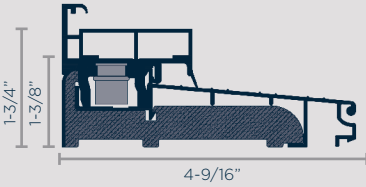
IX758



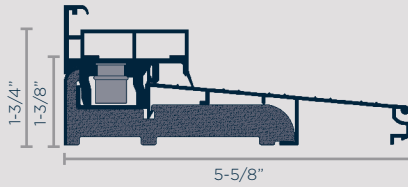
IXS558



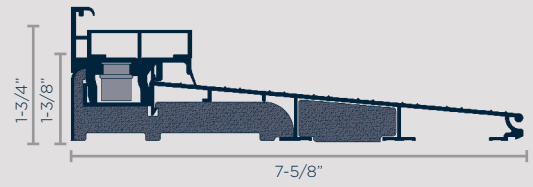
IX4916CSS



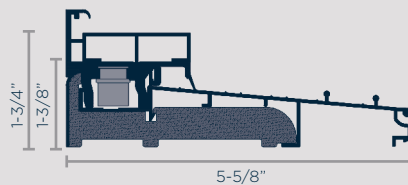
IX558CSS



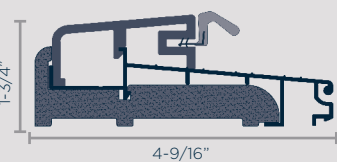
IX758CSS



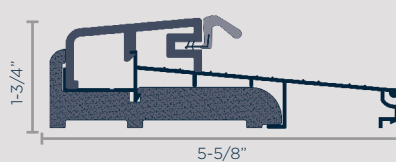
IXS558CSS



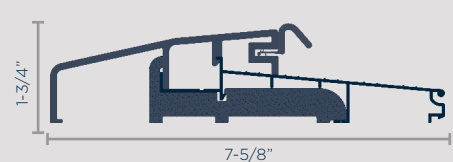
XO4916



XO558



XO758



FIXED CAP
INSWING

ADJUSTABLE
INSWING

PATIO/SIDELITE
SYSTEMS

OUTSWING

THE iXo SILL OPTIONS

SILL TYPE	RISER FINISH			SILL FINISH		
	CHOCOLATE	SYNTHETIC MAHOGANY	WOODGRAIN	MILL FINISH	SATIN COPPER	DARK BRONZE
FIXED CAP INSWING	•	•	•	•	•	•
ADJUSTABLE INSWING	•	•	•	•	All except IXS Sill	•
PATIO/SIDELITE SYSTEMS	•	•	•	•	All except IXS Sill	•
OUTSWING	•	•	•	•	•	•

SILL ACCESSORIES

SILL PROTECTION OPTIONS


Protective tape and Sill Covers

END SEALS

For additional protection between sill and jamb

SURESEAL GASKET

An optional barrier of protection that seals the bottom of the sill from water and air infiltration.



IXF558
Mahogany Riser and
Dark Bronze Sill

NOTCHING OPTIONS



IX558
Mahogany Riser and
Dark Bronze Sill

PROUDLY AMERICAN MADE

PATIO AND SIDELITE COMPONENTS

1M45 - 15M45

One-Piece Mullion
1" (1M45) or 1-1/2" (15M45)
Primed
Strike and Hinge Prep Available

DD231-X INSERT

7/16" Adapter Insert
For use in conjunction with DD230-X
Eliminates need for Sweep

DD230-X BASE

Patio Door / Sidelite Sash Adapter
For Use with Sweep

IX558
*Chocolate Sidelite
adapter/base and
Mill Finish Sill*

DJA49

4-9/16" Double Jamb Adapter
Composite Material
Eliminates Dado in Sill
Converts Double Jambs to
Sill Profile

Sidelite base and mull post adapters allows for non-handed continuous configurations, creating virtually unlimited installation possibilities.

CODE COMPLIANCE

IX STYLE INSWING IXO SILLS

- Florida Building Code Listing #13727

T-200FL DP60 RATED ALUMINUM ASTRAGAL

- Florida Building Code Listing #13727
- Texas Department of Insurance Listing #DR657
- NAMI Registered

IX558
*Chocolate Riser and
Dark Bronze Sill.*

SIDELITE VARIATIONS



1/2 3/0 1/2 3/0 1/2




1/0 3/0 1/0 3/0 1/0




1/0 3/0 3/0 1/0

Easily configurable in standard sidelite variations. The iXo Sill offers even more combinations and configurations up to 150" wide in any combination of active/static variations. The iXo sidelite system combines ultimate flexibility with a unique range of options.



3/0 3/0 3/0 3/0



3/0 3/0 3/0

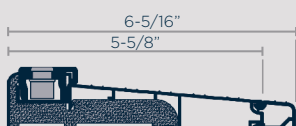


3/0 3/0

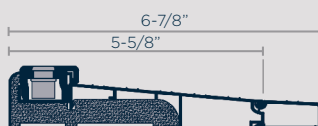
SILL EXTENDERS

FINISH	SILL EXTENDER						
	A-112B	A-140B	A-112C	A-112E	A-127B	A-127C	A-127E
MILL FINISH	•	•	•	•	•	•	•
SATIN COPPER	•		•				
DARK BRONZE	•		•	•	•	•	•

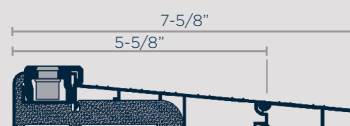
IX558/A-112B



IX558/A-140B



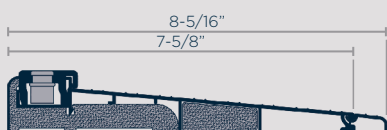
IX558/A-112C



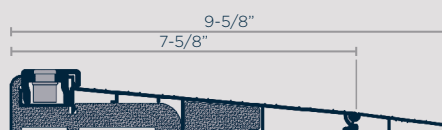
IX558/A-112E



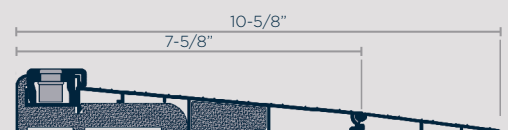
IX758/A-127B



IX758/A-127C



IX758/A-127E





One of the most respected names in the building materials industry since 1946, AFCO Industries operates four US manufacturing facilities specializing in Aluminum, Fiberglass, Vinyl and Composite production. AFCO, a 100% Employee-Owned ESOP corporation, is the only vertically integrated manufacturer of Door Components and Column and Railing systems in the country, as well as being a top tier OEM producer. Trust AFCO's 70 plus years of American manufacturing experience for your project's needs.

AN EMPLOYEE



OWNED COMPANY

CUSTOMER SERVICE MANUFACTURING

AFCO MILLWORK PRODUCTS
11000 GREEN VALLEY DRIVE
OLIVE BRANCH, MS. 38654

O - 800.238.0183

F - 888.246.0363

 /company/AFCO-Industries-Inc

 @AFCOInd

 www.afcomillworkproducts.com

